



COMPREHENSIVE SCHOOL PERFORMANCE LEVEL SUMMARY

IOWA STATEWIDE ASSESSMENT
of STUDENT PROGRESS

SCHOOL NAME (5678)
DISTRICT NAME (1234)

SPRING 2026

GRADE 5

The graphs below display the performance of the grade 5 students in the school compared to the district and the state by Performance Level.

ENGLISH LANGUAGE ARTS

READING

MATHEMATICS

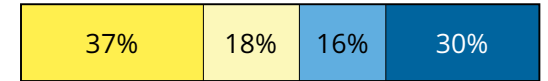


Percentage by Performance Level

Percentage by Performance Level

Percentage by Performance Level




SCHOOL

Spring 2026






DISTRICT

Spring 2026



STATE

Spring 2026



Percentages may not add to 100 due to rounding.

GRADE LEVEL EXPECTATIONS:

BELOW

APPROACHING

MEETING

EXCEEDING


<https://ia.mypearsonsupport.com/>

The graphs below display the performance of the grade 5 students in the school compared to the district and the state by Achievement Level.

SCIENCE

Percentage by Achievement Level

SCHOOL



DISTRICT



STATE



SAMPLE

Percentages may not add to 100 due to rounding.

ACHIEVEMENT LEVELS:  NOT YET PROFICIENT  PROFICIENT  ADVANCED